

 **GREENWOOD FENCE™**

MODERN COMPOSITE FENCE CATALOG


 **GW F**

SPRING/SUMMER 2022





WOOD PLASTIC COMPOSITE FENCE SOLUTIONS





WHAT IS A GREENWOOD FENCE?

SPRING/SUMMER 2022



A GREENWOOD FENCE (GWF) IS A COMPOSITE FENCE SYSTEM THAT IS CREATED BY COMBINING WOOD PLASTIC COMPOSITE (WPC) FENCE BOARDS WITH DECORATIVE ALUMINUM POSTS AND RAILS. THE RESULT IS AN INCOMPARABLY ELEGANT AND SIMPLE FUNCTIONALITY FENCE.

THE GWF ADVANCED SERIES BOARD PROFILE IS MADE FROM RECYCLED MATERIALS RESULTING IN A HIGHLY DENSE AND DURABLE CORE COMPOSITION. THIS CUTTING EDGE BOARD ALSO HAS AN OUTER SURFACE SHIELD THAT FURTHER PROTECTS THE WOOD PLASTIC COMPOSITE CORE. THE RESULT IS AN ELEGANT, LOW MAINTENANCE FENCE WITH A SERVICE LIFE THAT WILL LAST FOR DECADES.



RECYCLED PRODUCTS

SPRING/SUMMER 2022



PRIVACY FENCE SECTION DESIGNS



THE NEIGHBOR FRIENDLY FENCE

THE ADVANCED SERIES CO-EXTRUDED COMPOSITE FENCE BOARD

THIS NEW CUTTING EDGE BOARD PROFILE TAKES TRADITIONAL COMPOSITE FENCE BOARDS TO AN UNPRECEDENTED STANDARD OF DURABILITY & AESTHETICS. CO-EXTRUSION TECHNOLOGY ALLOWS THE BOARD TO BE EXTRUDED WITH AN OUTER POLYMER SHIELD CAP THAT FURTHER PROTECTS THE DURABLE WPC CORE.

ELEGANT
MODERN
DURABLE
BOTH SIDES

YOUR NEIGHBOR WILL
LOVE YOUR FENCE!

 **GREENWOOD FENCE™**

 **GW F**

CREATIVITY WITH —
**COMPOSITE
FENCING**

THE ADVANCED SERIES
OUR FENCE SYSTEM ALLOWS YOU TO
CREATE THE PERFECT FENCE TO
COMPLIMENT YOUR HOME WHILE
MEETING ANY PRIVACY NEED.

HOW VERSATILE!

FEATURING

- ✓ **GW F SEMI PRIVACY DESIGN**
(GWF403SSD6-ABN)
- ✓ **GW F SEMI PRIVACY DESIGN**
(GWF403SSS6-SGN)
- ✓ **GW F CUSTOM DESIGN**
(GWF403CUSTOM6-ABB)



CREATE A FENCE FOR ANY PRIVACY NEED —
AND “TRANSFORM YOUR LANDSCAPE”



CUSTOMIZE A FENCE DESIGN

THE GWFF TONGUE AND GROOVE SYSTEM ALLOWS YOU TO CREATE A VARIETY OF CUSTOM DESIGN IDEAS. VIEW OUR ITEMIZED LIST OF PARTS AND BEGIN CREATING YOUR DREAM FENCE TODAY.



CLASSIC PRIVACY DESIGN

(SKU: GWF403PS6)



SEMI PRIVACY DESIGN

(SKU: GWF403SSS6)



SEMI PRIVACY DESIGN DELUXE

(SKU: GWF403SSM6)



NON-PRIVACY DESIGN

(SKU: GWF403NPS6)



ALL FENCE SECTIONS ARE 6FT (H) x 6FT (W). SECTIONS MAY BE SHORTENED IN HEIGHT AND WIDTH TO MEET ANY PREFERENCE OR VILLAGE ORDINANCE.

THE ADVANCED (GWF403) WPC BOARD



ADVANCED SERIES CAPPED WPC
FENCE BOARD - ASPEN BROWN
(SKU: GWF403-AB)



ADVANCED SERIES CAPPED WPC
FENCE BOARD - CEDAR
(SKU: GWF403-CD)



ADVANCED SERIES CAPPED WPC
FENCE BOARD - CHARCOAL
(SKU: GWF403-CH)



ADVANCED SERIES CAPPED WPC
FENCE BOARD - SILVER GREY
(SKU: GWF403-SG)



ADVANCED SERIES CAPPED WPC
FENCE BOARD - SANDY BIRCH
(SKU: GWF403-SB)

Actual Advanced Series Capped WPC Board Size	6.5" H x 72" W x .78" D
Actual Advanced Series Capped WPC Board Weight	9.28 lb.

ITEMIZED ALUMINUM PARTS & ACCESSORIES



ALUMINUM TRIPLE SLOT 10 FT
FENCE POST - POWDER COATED BLACK
(GWF500A-B)



ALUMINUM TRIPLE SLOT 10 FT
FENCE POST - NATURAL FINISH
(GWF500A-N)



ALUMINUM SIDE POST SLOT
COVER - POWDER COATED BLACK
(GWF503A-B)



ALUMINUM SIDE POST SLOT
COVER - NATURAL FINISH
(GWF503A-N)



ALUMINUM BOTTOM COVER -
POWDER COATED BLACK
(GWF504A-B)



ALUMINUM BOTTOM COVER -
NATURAL FINISH
(GWF504A-N)



ALUMINUM MIDDLE COVER -
POWDER COATED BLACK
(GWF505A-B)



ALUMINUM MIDDLE COVER -
NATURAL FINISH
(GWF505A-N)



ALUMINUM TOP COVER -
POWDER COATED BLACK
(GWF506A-B)



ALUMINUM TOP COVER -
NATURAL FINISH
(GWF506A-N)



POST CAP COVER - BLACK
(GWF110-B)



POST CAP COVER - WHITE
(GWF110-N)



INSERTION BRACKET FOR
ALUMINUM COVERS
(GWF111)



ALUMINUM BASE PLATE KIT
(SURFACE MOUNT INSTALLATION) -
POWDER COATED BLACK
(GWF507A)

 **GREENWOOD FENCE**™

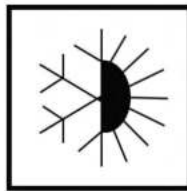
CLASSIC PRIVACY DESIGN




GREENWOOD FENCE™




Low Maintenance



UV Resistant



Waterproof



Impact Resistant



Insect Resistant



No Rotting



No Splintering



No Splitting



A WOOD LOOK
WITHOUT THE
MAINTENANCE



WOOD PLASTIC COMPOSITE

WHERE ELEGANCE MEETS DURABILITY